

# 35

## Tonne

Truck Crane



# MCLEOD

CRANES | HIABS | TRANSPORT  
DRILLING RIG LOGISTICS  
LIFT ENGINEERING & CONSULTANCY

Tadano TM35100

**Lift Capacity:** 31.0 Tonne  
**Boom Length:** 30.5 m  
**Fly Length:** 8.6-15.2 m

**Main Hook Weight:** 220 Kg  
**Aux Hook Weight:** 100 Kg  
**Line Pull:** 3.8 Tonne

## 35 Tonne Rating Chart

ON OUTRIGGERS FULLY EXTENDED 7.2m (23' 7 1/2") + FRONT STABILIZER EXTENDED (360°) ON OUTRIGGERS FULLY EXTENDED 7.2m (23' 7 1/2") (OVER SIDES AND REAR)												
A B	9.35 (30.7ft)		13.6 (44.7ft)		17.8 (58.5ft)		22.1 (72.4ft)		26.3 (86.2ft)		30.5 (100ft)	
	C		C		C		C		C		C	
1.83	75.6	31.7										
2.44	71.6	27.7										
3.05	67.4	24.3	75.3	14.5								
3.66	63.1	21.8	72.6	14.5	77.3	12.2						
4.57	56.3	18.4	68.6	14.5	74.4	12.2	78.0	10.0				
6.10	42.9	13.6	61.3	13.6	69.3	12.0	74.1	9.8	77.1	7.7	79.5	7.0
7.62			53.3	10.3	63.9	10.4	70.0	8.6	73.9	7.6	76.9	6.6
9.14			44.1	7.6	58.0	7.8	65.7	7.7	70.5	6.8	74.0	5.9
10.67			32.5	5.9	51.6	6.1	61.0	6.2	66.9	6.1	71.1	5.3
12.12					44.8	4.9	56.3	5.0	63.2	5.0	68.2	4.9
13.72					36.2	4.0	50.8	4.1	59.0	4.1	64.8	4.2
15.24					25.4	3.3	45.1	3.4	54.7	3.5	61.3	3.5
16.76							38.7	2.9	50.3	2.9	57.8	3.0
18.29							30.9	2.4	45.4	2.5	54.1	2.5
19.81									40.1	2.1	50.1	2.1
21.34									34.0	1.8	46.0	1.8
22.86									26.6	1.6	41.5	1.6
24.38											36.5	1.4
25.91											30.6	1.1
27.43											23.3	0.9
28.96											10.7	0.7
D	0											

ON OUTRIGGERS FULLY EXTENDED 7.2m (23' 7 1/2") + FRONT STABILIZER EXTENDED (360°) ON OUTRIGGERS FULLY EXTENDED 7.2m" (23' 7 1/2) (OVER SIDES AND REAR)												
A C	9.35 (30.7ft)		13.6 (44.7ft)		17.8 (58.5ft)		22.1 (72.4ft)		26.3 (86.2ft)		30.5 (100ft)	
	B		B		B		B		B		B	
0	7.99	6.8	12.23	4.5	16.46	2.3	20.70	1.4	24.90	0.9	29.13	0.7

A: Boom length in meters  
C: Loaded boom angle (°)

B: Load radius in meters  
D: Minimum boom angle (°) for indicated length (no load)



The charts that have been included have been reproduced from manufacturer specifications, and while every effort has been made to ensure their accuracy, we do not accept any responsibility for errors or omissions.

# 35

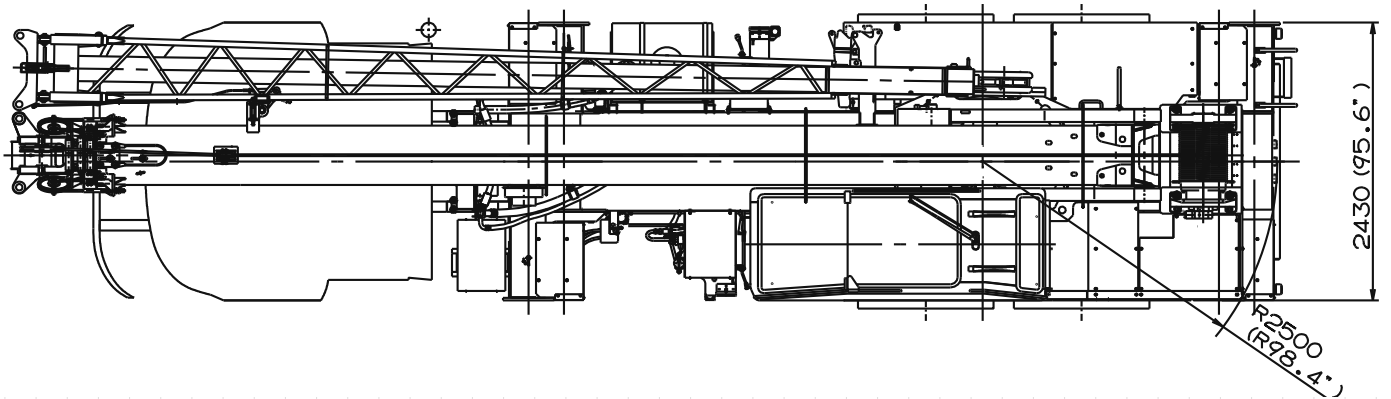
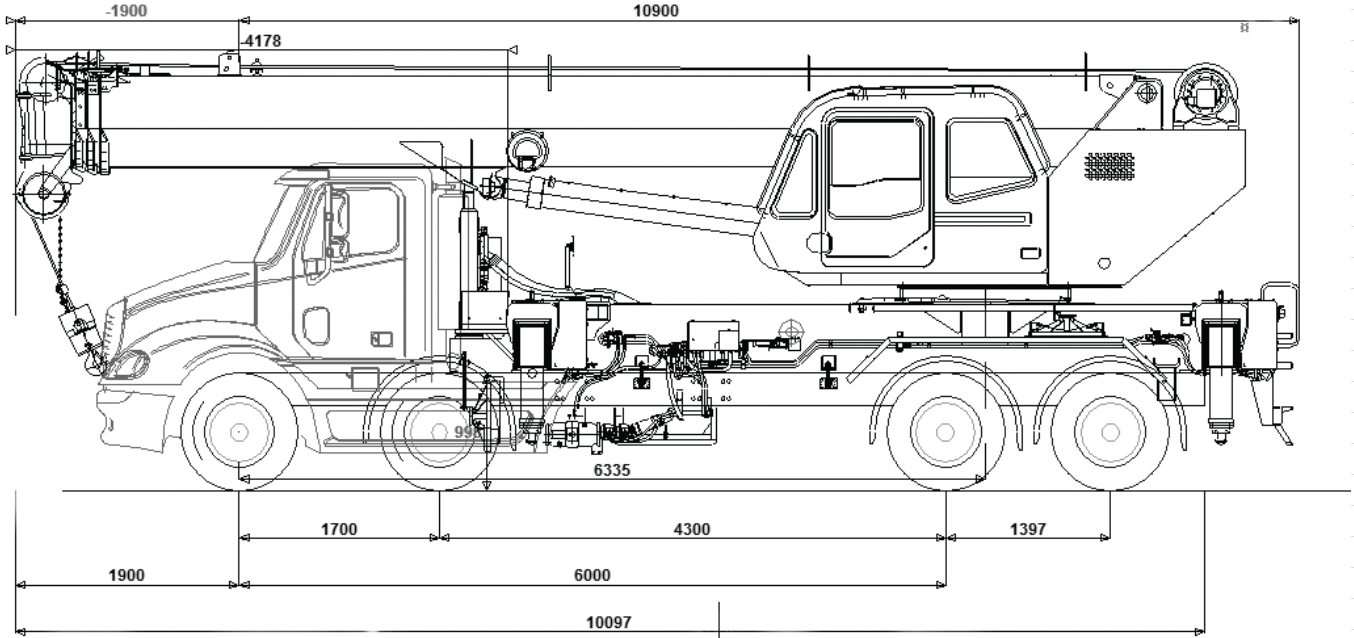
## Tonne

Truck Crane

35  
Tonne

Truck Crane

## 35 Tonne Dimensions



**Safety first.  
McLeod first.**

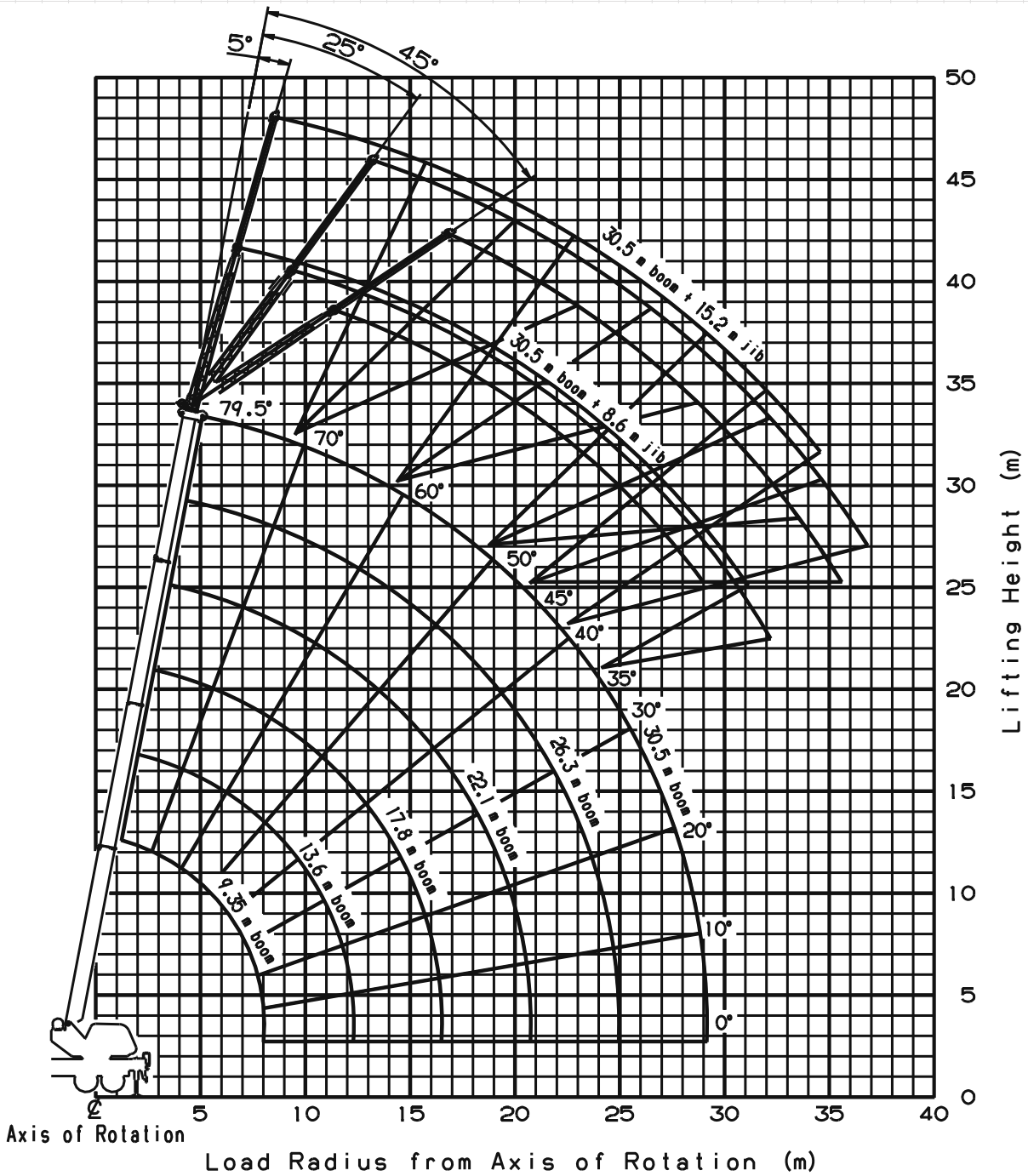
35  
Tonne

Truck Crane

35  
Tonne

Truck Crane

## 35 Tonne Working Range



**Safety first.  
McLeod first.**

35  
Tonne

Truck Crane